

25 August 2021 | 1100 hrs | 152/2021

Total outbound tourists for the second quarter in 2021 were estimated at 38,967, while total nights spent amounted to 519,489.

Outbound Tourism: Q2/2021

April-June 2021

During the quarter under review, a total of 19,215 outbound tourist trips were undertaken for visiting friends and relatives, followed by 9,740 trips for holiday purposes. Most outbound tourists were aged between 25 and 44 years (55.6 per cent), followed by those within the 45-64 age bracket (24.1 per cent) (Table 1). Italy remained the most popular destination, with a share of 37.8 per cent of total tourist trips (Table 6).

The largest share of guest nights (79.6 per cent) was spent in non-rented accommodation establishments (Table 3). The average length of stay of total outbound tourists stood at 13.3 nights (Table 1).

Total expenditure by outbound tourists between April and June reached €34.5 million, equivalent to an average €886 per person (Tables 4 and 5).

January-June 2021

Total outbound tourist trips between January and June 2021 numbered 57,684, a decrease of 50.1 per cent over 2020 (Table 7). Total nights spent by outbound tourists went up by 23.5 per cent, totalling 831,118 nights (Table 9). In addition, total estimated outlay by resident tourists stood at €52.6 million, 35.3 per cent lower than that recorded for the same period in 2020 (Table 10) ■

Statistics in this News Release should be interpreted in the context of the COVID-19 situation.

Due to the COVID-19 situation, the following tourism-related sequence of events took place in 2020:

28-Feb	Passengers flying in from Italy, China, Hong Kong, Singapore, Japan, Iran and South Korea, from 26 February onwards were requested to stay in quarantine for 14 days upon arrival.
8-Mar	Flights from/to Milan were suspended.
10-Mar	Flights from/to Italy were suspended.
10-Mar	Last cruise liner call.
11-Mar	Flights from/to France, Switzerland, Germany, Spain, were suspended.
11-Mar	Passengers flying in from France, Switzerland, Germany, Spain, were requested to stay in quarantine for 14 days upon arrival.
13-Mar	All passengers flying in from all destinations were requested to stay in quarantine for 14 days upon arrival.
18-Mar	Last Virtu' Ferries service for passengers between Malta and Sicily was operated.
21-Mar	All flights from/to all destinations were suspended.
1-Jul	Re-opening of Malta International Airport. The first group of destinations that reopened for travel comprised: Germany, Austria, Italy, France, Spain, Poland, Cyprus, Switzerland, Iceland, Slovakia, Norway, Denmark, Hungary, Finland, Ireland, Lithuania, Latvia, Estonia, Luxembourg, Czech Republic, Greece and Croatia.
15-Jul	Restrictions on all other flight destinations were lifted.
21-Aug	First cruise liner call since March 2020.

Sources: Malta Tourism Authority, Virtu' Ferries, Transport Malta and Valletta Cruise Port

Table 1. Profile of outbound tourists by period of departure

Characteristics	April-June		
	2019	2020 ¹	2021
Outbound tourists	158,161	0	38,967
Mode and type of travel			
Air	151,584	0	35,758
Low-cost airlines	79,038	0	14,179
Other airlines	72,546	0	21,579
Sea	6,577	0	3,209
Sex			
Males	87,323	0	24,218
Females	70,838	0	14,749
Age group			
0-24	23,812	0	5,812
25-44	78,555	0	21,669
45-64	41,885	0	9,376
65 or more	13,909	0	2,111
Final destination²			
EU	138,990	0	29,664
<i>of which: Euro area</i>	94,817	0	25,048
Non-EU	19,171	0	9,303
Purpose of visit			
Holiday	88,256	0	9,740
Visiting relatives and friends	37,250	0	19,215
Business and professional	23,151	0	5,585
Other (including educational, religious and health tourism)	9,503	0	4,427
Organisation of stay			
Package	16,468	0	1,322
Non-package	141,693	0	37,645
Duration of visit			
1-3 nights	52,211	0	8,752
4-6 nights	52,934	0	7,130
7 nights or more	53,016	0	23,085
Average length of stay (nights)	6.3	-	13.3

¹ In view of the COVID-19 situation, all passenger flights were suspended from 21 March to 30 June 2020. Refer to methodological note 6 for further information.

² Refer to methodological note 8.

Note: Totals may not add up due to rounding.

Table 2. Outbound tourists by period of departure and type of accommodation

Type of accommodation	April-June		
	2019	2020 ¹	2021
Rented accommodation	108,769	0	15,115
Collective	86,166	0	11,390
Other rented	22,603	0	3,724
Non-rented accommodation	49,392	0	23,852
Total tourists	158,161	0	38,967

¹ In view of the COVID-19 situation, all passenger flights were suspended from 21 March to 30 June 2020. Refer to methodological note 6 for further information.

Note: Totals may not add up due to rounding.

Table 3. Total nights spent by outbound tourists by period of departure and type of accommodation

Type of accommodation	April-June		
	2019	2020 ¹	2021
Rented accommodation	548,075	0	105,874
Collective	401,109	0	66,313
Other rented	146,965	0	39,561
Non-rented accommodation	441,970	0	413,615
Total nights	990,045	0	519,489

¹ In view of the COVID-19 situation, all passenger flights were suspended from 21 March to 30 June 2020. Refer to methodological note 6 for further information.

Note: Totals may not add up due to rounding.

Table 4. Total expenditure by outbound tourists by period of departure and expenditure category

€000

Expenditure category	April-June		
	2019	2020 ¹	2021
Package	12,371	0	1,296
Non-package	52,995	0	12,152
Air/sea fares	27,392	0	7,845
Accommodation	25,604	0	4,307
Other expenditure	66,373	0	21,059
Total expenditure	131,738	0	34,507

¹ In view of the COVID-19 situation, all passenger flights were suspended from 21 March to 30 June 2020. Refer to methodological note 6 for further information.

Notes:

1. Expenditure estimates are rounded to the nearest thousand Euro.
2. Totals may not add up due to rounding.

Table 5. Average expenditure per capita and per night by outbound tourists by period of departure and expenditure category

Expenditure category	April-June					
	per capita			per night		
	2019	2020 ¹	2021	2019	2020 ¹	2021
Package	751	0	980	131	0	113
Non-package	373	0	322	59	0	24
Air/sea fares	193	0	208	31	0	15
Accommodation	275	0	310	42	0	43
Other expenditure	420	0	540	67	0	43
Total	833	0	886	133	0	66

¹ In view of the COVID-19 situation, all passenger flights were suspended from 21 March to 30 June 2020. Refer to methodological note 6 for further information.

Chart 1a. Total expenditure per capita by outbound tourists: April-June

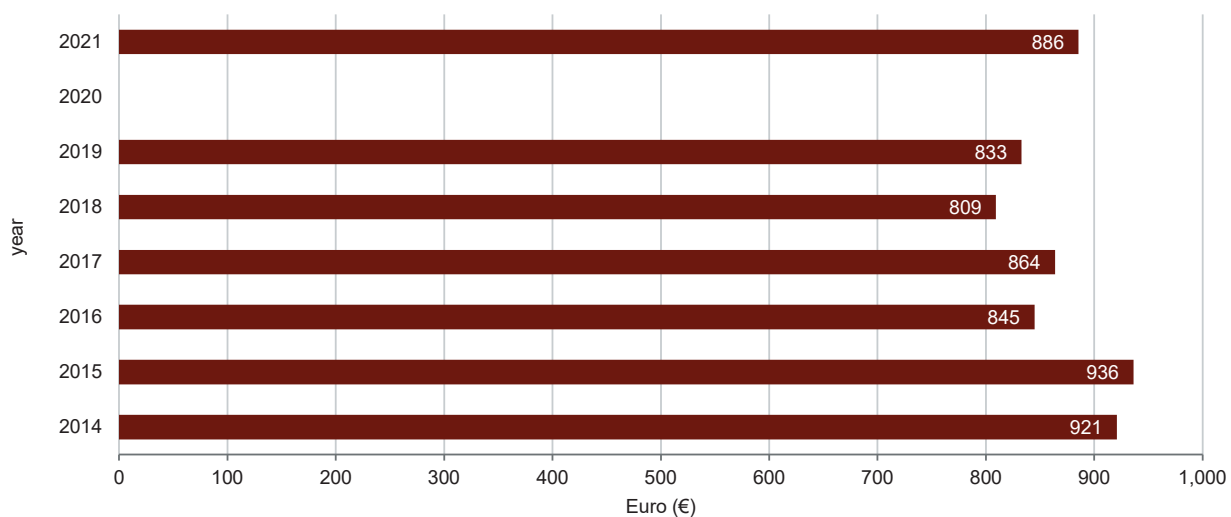


Chart 1b. Total expenditure per night by outbound tourists: April-June

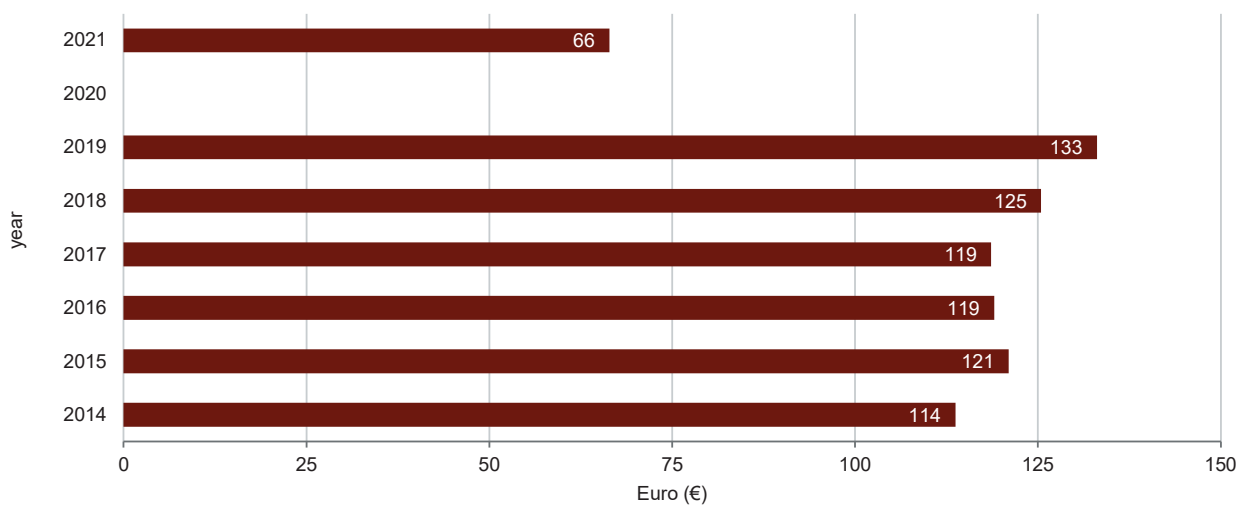


Table 6. Outbound tourists, nights spent and total expenditure by period of departure and final destination

Final destination ²		April-June		
		2019	2020 ¹	2021
Tourists	EU	138,990	0	29,664
	<i>of which:</i>			
	France	5,070	0	1,377
	Germany	5,903	0	1,156 ^u
	Italy	51,644	0	14,719
	Netherlands	3,897	0	1,052 ^u
	Spain	11,618	0	2,742
	United Kingdom	30,585	n/a	n/a
	Non-EU	19,171	0	9,303
	<i>of which:</i>			
	United Kingdom	n/a	0	2,009
Total		158,161	0	38,967
Nights	EU	790,536	0	314,883
	<i>of which:</i>			
	France	29,967	0	21,603
	Germany	31,506	0	10,752 ^u
	Italy	257,200	0	108,481
	Netherlands	23,336	0	12,805 ^u
	Spain	62,379	0	26,355
	United Kingdom	194,222	n/a	n/a
	Non-EU	199,508	0	204,606
	<i>of which:</i>			
	United Kingdom	n/a	0	51,015
Total		990,045	0	519,489
Total Expenditure (€000)	EU	105,425	0	21,142
	<i>of which:</i>			
	France	4,242	0	1,071
	Germany	4,926	0	800 ^u
	Italy	33,999	0	8,230
	Netherlands	3,926	0	960 ^u
	Spain	10,113	0	1,899
	United Kingdom	24,911	n/a	n/a
	Non-EU	26,314	0	13,365
	<i>of which:</i>			
	United Kingdom	n/a	0	2,321
Total		131,738	0	34,507

¹ In view of the COVID-19 situation, all passenger flights were suspended from 21 March to 30 June 2020. Refer to methodological note 6 for further information.

² Refer to methodological note 8.

^u Under represented - between 20 and 49 sample observations.

Notes:

1. n/a: not applicable.
2. Expenditure estimates are rounded to the nearest thousand Euro.
3. Totals may not add up due to rounding.

**Chart 2. Average expenditure per capita by final destination of outbound tourists:
April-June 2021**

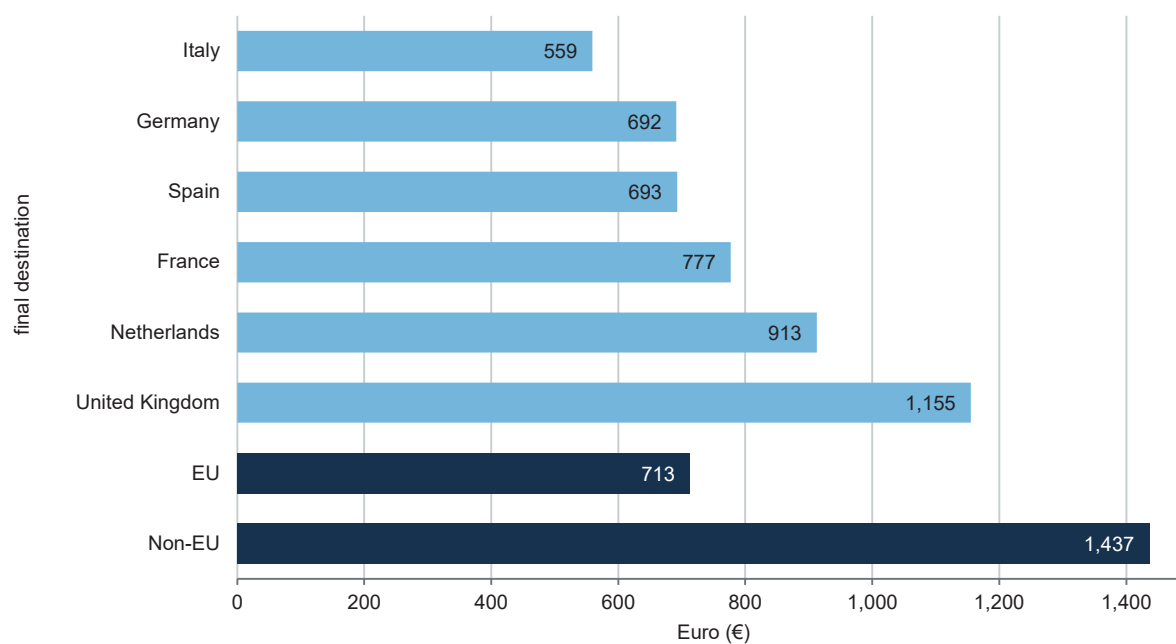


Table 7. Profile of outbound tourists by period of departure

Characteristics	January-June			Change	Percentage change
	2019	2020 ¹	2021	2021/2020	
Outbound tourists	305,001	115,573	57,684	-57,889	-50.1
Mode and type of travel					
Air	293,618	111,889	52,973	-58,916	-52.7
Low-cost airlines	154,258	64,494	17,946	-46,548	-72.2
Other airlines	139,360	47,395	35,027	-12,368	-26.1
Sea	11,383	3,684	4,711	1,027	27.9
Sex					
Males	170,351	65,382	37,140	-28,243	-43.2
Females	134,651	50,190	20,544	-29,646	-59.1
Age group					
0-24	47,357	18,666	8,158	-10,508	-56.3
25-44	154,077	55,673	33,240	-22,433	-40.3
45-64	80,987	33,444	13,491	-19,953	-59.7
65 or more	22,580	7,789	2,795	-4,994	-64.1
Final destination²					
EU	267,926	75,161	41,946	-33,215	-44.2
<i>of which:</i> Euro area	181,434	65,887	35,478	-30,409	-46.2
Non-EU	37,076	40,411	15,738	-24,674	-61.1
Purpose of visit					
Holiday	173,039	66,416	12,163	-54,253	-81.7
Visiting relatives and friends	67,160	27,761	30,815	3,054	11.0
Business and professional	48,165	17,316	7,941	-9,374	-54.1
Other (including educational, religious and health tourism)	16,638	4,080	6,764	2,684	65.8
Organisation of stay					
Package	31,794	11,393	1,957	-9,436	-82.8
Non-package	273,208	104,180	55,727	-48,453	-46.5
Duration of visit					
1-3 nights	109,698	46,048	12,264	-33,784	-73.4
4-6 nights	102,195	38,200	9,022	-29,179	-76.4
7 nights or more	93,109	31,325	36,398	5,074	16.2
Average length of stay (nights)	6.7	5.8	14.4	8.6	-

¹ Refer to methodological notes 6 and 7.² Refer to methodological notes 8 and 9.

Note: Totals may not add up due to rounding.

Table 8. Outbound tourists by period of departure and type of accommodation

Type of accommodation	January-June			Change	Percentage change
	2019	2020 ¹	2021	2021/2020	
Rented accommodation	213,623	77,144	20,267	-56,877	-73.7
Collective	173,315	61,001	15,165	-45,837	-75.1
Other rented	40,308	16,143	5,102	-11,040	-68.4
Non-rented accommodation	91,378	38,428	37,417	-1,012	-2.6
Total tourists	305,001	115,573	57,684	-57,889	-50.1

¹ Refer to methodological notes 6 and 7.

Note: Totals may not add up due to rounding.

Table 9. Total nights spent by outbound tourists by period of departure and type of accommodation

Type of accommodation	January-June			Change	Percentage change
	2019	2020 ¹	2021	2021/2020	
Rented accommodation	1,033,321	349,864	153,531	-196,333	-56.1
Collective	791,217	263,472	94,076	-169,396	-64.3
Other rented	242,104	86,392	59,455	-26,937	-31.2
Non-rented accommodation	788,609	323,073	677,587	354,513	109.7
Total nights	1,821,930	672,937	831,118	158,181	23.5

¹ Refer to methodological notes 6 and 7.

Note: Totals may not add up due to rounding.

Table 10. Total expenditure by outbound tourists by period of departure and expenditure category

€000

Expenditure category	January-June			Change	Percentage change
	2019	2020 ¹	2021	2021/2020	
Package	21,035	5,594	1,834	-3,759	-67.2
Non-package	93,451	31,119	19,130	-11,989	-38.5
Air/sea fares	47,431	17,450	13,180	-4,270	-24.5
Accommodation	46,021	13,669	5,950	-7,719	-56.5
Other expenditure	130,123	44,619	31,664	-12,955	-29.0
Total expenditure	244,609	81,331	52,628	-28,704	-35.3

¹ Refer to methodological notes 6 and 7.

Notes:

1. Expenditure estimates are rounded to the nearest thousand Euro.
2. Totals may not add up due to rounding.

Table 11. Average expenditure per capita and per night by outbound tourists by period of departure and expenditure category

€

Expenditure category	January-June					
	per capita			per night		
	2019	2020 ¹	2021	2019	2020 ¹	2021
Package	662	491	937	124	115	107
Non-package	342	298	343	56	50	23
Air/sea fares	173	167	236	29	28	16
Accommodation	250	202	322	52	44	42
Other expenditure	427	386	549	71	66	38
Total	802	704	912	134	121	63

¹ Refer to methodological notes 6 and 7.

Table 12. Outbound tourists, nights spent and total expenditure by period of departure and final destination

Final destination ²	January-June			Change	Percentage change
	2019	2020 ¹	2021	2021/2020	
Tourists					
EU	267,926	75,161	41,946	-33,215	-44.2
<i>of which:</i>					
France	10,888	3,957	2,174	-1,782	-45.0
Germany	14,048	6,328	1,963	-4,364	-69.0
Italy	94,487	33,891	21,693	-12,198	-36.0
Netherlands	8,173	3,221	1,250	-1,971	-61.2
Spain	20,904	5,878	3,485	-2,393	-40.7
United Kingdom	61,030	n/a	n/a	n/a	n/a
Non-EU	37,076	40,411	15,738	-24,674	-61.1
<i>of which:</i>					
United Kingdom	n/a	23,462	2,855	-20,607	-87.8
Total	305,001	115,573	57,684	-57,889	-50.1
Nights					
EU	1,410,300	346,974	469,043	122,070	35.2
<i>of which:</i>					
France	55,969	18,023	34,796	16,773	93.1
Germany	68,547	31,427	25,042	-6,385	-20.3
Italy	440,462	134,841	176,746	41,905	31.1
Netherlands	44,493	17,555	16,384	-1,171	-6.7
Spain	106,980	27,784	36,882	9,098	32.7
United Kingdom	350,662	n/a	n/a	n/a	n/a
Non-EU	411,630	325,964	362,075	36,111	11.1
<i>of which:</i>					
United Kingdom	n/a	134,980	70,499	-64,482	-47.8
Total	1,821,930	672,937	831,118	158,181	23.5
Total Expenditure (€000)					
EU	190,559	45,508	29,808	-15,700	-34.5
<i>of which:</i>					
France	8,516	2,895	1,926	-969	-33.5
Germany	10,462	4,226	1,399	-2,828	-66.9
Italy	57,448	18,019	12,080	-5,938	-33.0
Netherlands	7,515	2,625	1,165	-1,460	-55.6
Spain	15,636	3,446	2,584	-863	-25.0
United Kingdom	48,714	n/a	n/a	n/a	n/a
Non-EU	54,049	35,823	22,819	-13,004	-36.3
<i>of which:</i>					
United Kingdom	n/a	17,029	3,358	-13,671	-80.3
Total	244,609	81,331	52,628	-28,704	-35.3

¹ Refer to methodological notes 6 and 7.

² Refer to methodological notes 8 and 9.

Notes:

1. n/a: not applicable.
2. Expenditure estimates are rounded to the nearest thousand Euro.
3. Totals may not add up due to rounding.

Methodological Notes

1. This release focuses on outbound tourism, which comprises the activities of Maltese residents travelling to, and staying in places outside Malta (i.e. outside their usual environment), and staying for not more than 12 consecutive months for personal, business or other purposes.
2. Data on outbound tourism trips are collected from an ongoing frontier national survey known as Tourstat. Tourist air departures are collected through a continuous survey carried out at the departure lounge of the Malta International Airport. A two-stage sampling design is used to collect data on air passengers. In the first stage, alternate days and nights are selected. In the second stage, within each shift, a sample of passengers is selected systematically. Every crossing air passenger is counted and respondents are selected using a pre-defined interval of 1:20, with the exception of July 2020 and the period October 2020 to June 2021, where the pre-defined interval was 1:10.
3. Tourist sea departures are collected through a regular survey conducted during three separate months every year at the Valletta Cruise Port. A quota sample is used to conduct sea passenger departures in which survey interviewers are guided to select people according to some fixed quota. Survey data is supplemented by administrative data provided by ferry operators.
4. 'Tourist trips' differs from the 'number of tourists' such that the same person can undertake more than one trip during a reference period.
5. Absolute and percentage changes between one survey estimate and another, which are based on less than 1,500 tourists should be treated with caution and are represented in this news release by means of the dash symbol (-).
6. In view of the COVID-19 situation, the Tourstat survey was suspended between 12 March and 30 June 2020. It was assumed that no Maltese residents departed from Malta after 12th March given that airports abroad were suspending flights and in most countries one had to be quarantined upon arrival into the country.
7. Malta International Airport reopened on 1st July 2020. The first group of destinations that reopened for travel comprised: Germany, Austria, Italy, France, Spain, Poland, Cyprus, Switzerland, Iceland, Slovakia, Norway, Denmark, Hungary, Finland, Ireland, Lithuania, Latvia, Estonia, Luxembourg, Czech Republic, Greece and Croatia. Restrictions on all other flight destinations were lifted on 15th July 2020.
8. Owing to the UK's exit from the European Union (with effect from 1st February 2020), UK data is statistically classified as Non-EU from January 2020 in all tables. Comparability between comparative periods should be treated with caution.
9. Expenditure data in this release represent the budgeted expenditure of outbound tourists prior to their departure.
10. Data included in this release are based on sample data and are therefore subject to sampling error. Sampling error is measured by a quantity known as the margin of error, which in turn, expresses the variability between the true population parameters and their corresponding sample estimates. In the table below, the margin of error is used to construct a set of 95 per cent confidence intervals for the main indicators, which gives an indication of where the true population parameters lie.

Sampling variability of inbound tourism figures

	Estimate	Margin of error	95% confidence interval
Outbound tourists	38,967	1,923	38,967 ± 1,923
Total nights	519,489	19,639	519,489 ± 19,639
Total expenditure (€ 000)	34,507	1,058	34,507 ± 1,058

11. Definitions:

- **Usual environment:** the geographical area, though not necessarily a contiguous one, within which an individual conducts his regular life routines and shall be determined on the basis of the following criteria: the crossing of administrative borders or the distance from the place of usual residence, the duration of visit, the frequency of visit and the purpose of visit.
- **Resident:** a person is considered to be a resident of Malta/Gozo if:
 - a. S/he has lived for most of the past 12 months in Malta/Gozo;
 - b. S/he has lived in Malta/Gozo for less than 12 months but intends to return within a year to settle here.
- **Traveller:** a person who moves between different geographic locations, for any purpose and any duration.
- **Visitor:** the three fundamental criteria used to distinguish visitors from travellers are:
 - a. **The trip should be to a place other than that of the usual environment**, which would exclude short-distance local transport and commuting, i.e. more or less regular trips between the place of work/study and the place of residence;
 - b. **The stay in the place visited should not last more than 12 consecutive months**, beyond which the visitor would become a resident of that place (from the statistical standpoint);
 - c. **The main purpose of the visit should be other than the exercise of an activity remunerated from within the place visited**, which would exclude migratory movements for work purposes.
- **Tourist trips:** trips with at least one overnight stay in either rented or non-rented accommodation in the place/country visited.
- **Total nights spent:** nights which a guest actually spends or is registered to spend in a rented accommodation or in a non-rented accommodation.
- **Average length of stay:** the number of nights spent divided by the number of tourists during a specified reference period.
- **Rented accommodation:** consists of the following two sub-categories:

- a. **Collective accommodation:** comprises hotels, guesthouses, hostels, tourist villages, holiday complexes, Bed & Breakfast establishments and campsites;
 - b. **Other rented accommodation:** comprises holiday furnished premises (farmhouses, flats and villas), host families, marinas, paid-convents, rented yachts and student dormitories.
 - **Non-rented accommodation:** comprises own private residence (owned dwellings, owned caravans and yachts), staying with friends or relatives (even if charged - includes also friends' private apartments) and other private accommodation (oil rig, free-convents or timeshare, etc.).
 - **Total expenditure:** refers to the amount that is going to be paid for the acquisition of consumption goods and services, as well as valuables during tourism trips. It includes expenditures by visitors themselves, as well as expenses that are paid for or reimbursed by others. Maltese residents are asked to budget the expenditures which they are about to incur when travelling abroad. The total expenditure is broken down by the following expenditure categories:
 - a. **Package expenditure:** the whole amount of money spent on transport, accommodation and other services such as rental of a car, activities or outings during the trip;
 - b. **Non-Package expenditure:** the amount of money spent on transport and accommodation reported separately;
 - c. **Other expenditure:** the amount spent on shopping, souvenirs, tickets for concerts or sport events, entrance to museums or zoos and day excursions during a tourism trip. It also includes durables and valuable goods, that is, the amount spent on cars, computers, paintings, jewellery and works of art.
12. More information relating to this news release may be accessed at:
Sources and methods: https://nso.gov.mt/en/nso/Sources_and_Methods/Unit_C3/Tourism_Statistics/Pages/TOURSTAT-Survey.aspx
Statistical concepts: <https://metadata.nso.gov.mt/concepts.aspx>
Metadata: <https://metadata.nso.gov.mt/reports.aspx?id=39>
13. References to this news release are to be cited appropriately.
14. A detailed news release calendar is available on:
https://nso.gov.mt/en/News_Releases/Release_Calendar/Pages/News-Release-Calendar.aspx